



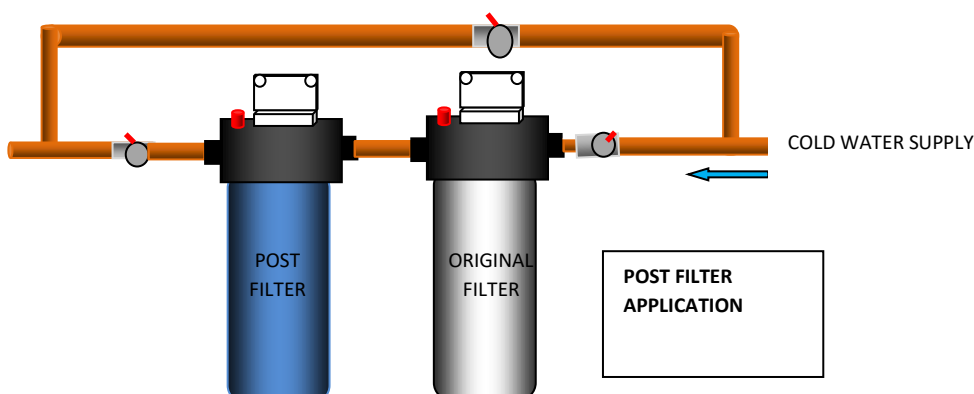
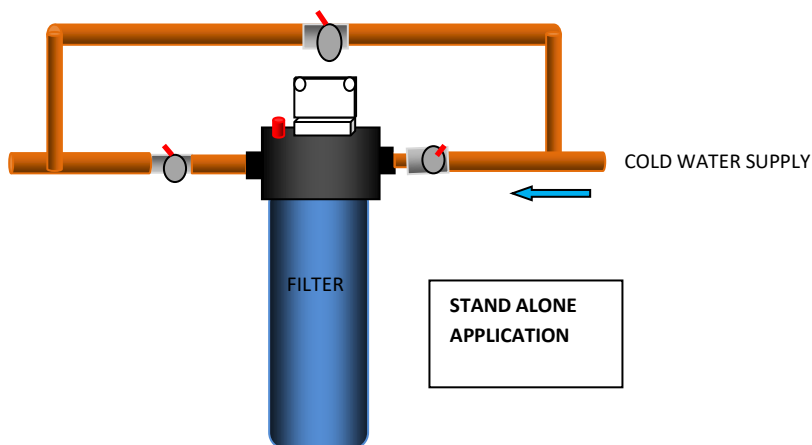
2.5" x 10" filter housing

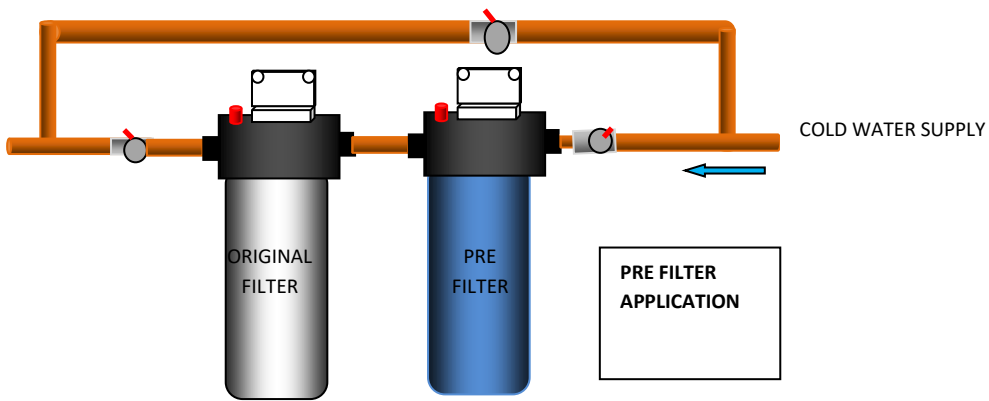
suitable for Pre filter, post filter, and specialist treatment applications

EMPTY	
WITH CARTRIDGE	

Fit the Filter housing in a vertical position on the pipe-work location where it is required to provide protection, using the mounting bracket provided on a good supporting wall or structure and allowing enough clearance(60mm)below the vessel to enable the bowl to be unscrewed for maintenance procedures. Avoid areas prone to freezing, and take note of the **INLET** port. It is advisable to have isolation valves either side of the unit if it is a stand alone unit or if used in conjunction and close proximity of another system then within the isolation zone of the existing filter with a bypass loop for servicing. BSP male Push fit or compression fittings can be used (ensure threads are wound with PTFE tape) do not use pipe sealant. The housing is ready to accept the cartridge usually sold and supplied separately

if cartridge needs replacement or examination isolate from mains pressure, unscrew the bowl and drop the bowl and cartridge from the headstock, when refitting use WRAS approved silicone grease on the O ring around the bowl and make sure it is seated correctly for a water tight seal.





filter assembly

use PTFE tape on all threaded connector joints and silicone grease on sump bowl o-rings

